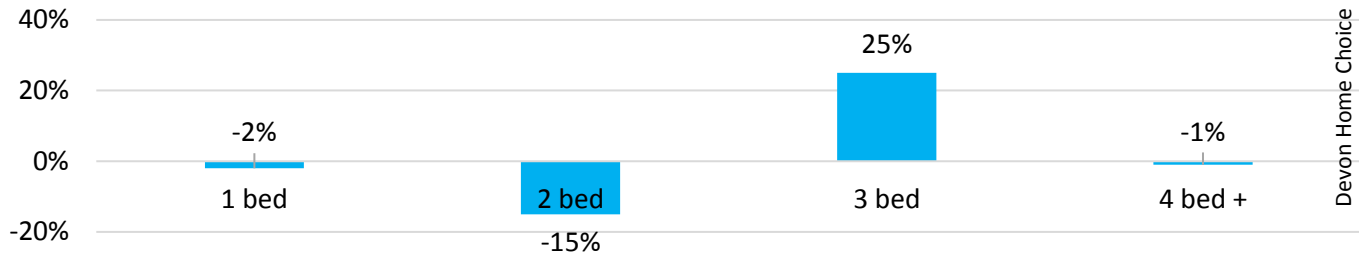


Appendix 2. Background data relating to the Devon Home Choice Register in Teignbridge

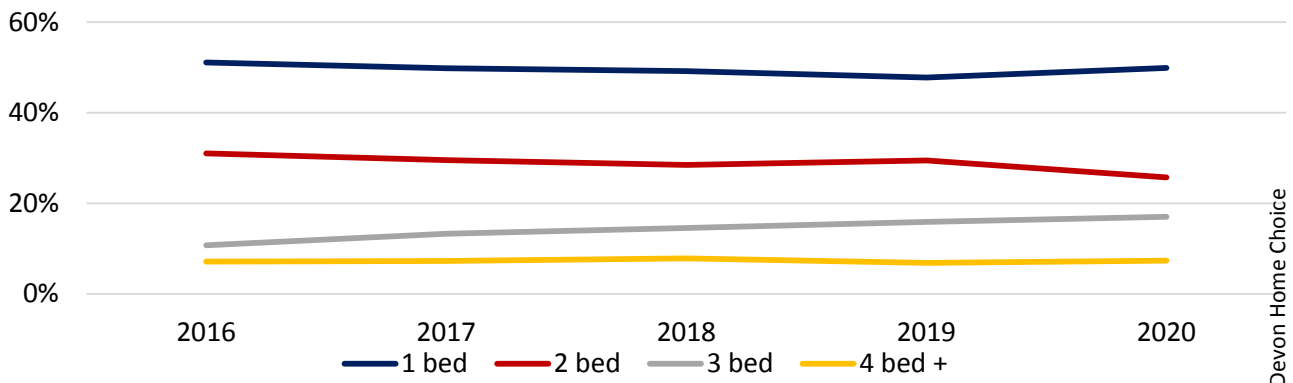
Housing Register applicant demand increase, or decrease, by bed size from 2016 to 2020



Explanation of Graph data for accessibility purposes

- The demand for 1 bedroom properties decreased by 2% between 2016- 2020
- The demand for 2 bedroom properties decreased by 15% between 2016-2020
- The demand for 3 bedroom properties increased by 25% between 2016-2020
- The demand for four bedroom properties decreased by 1% between 2016-2020

Housing Register applications by bed size

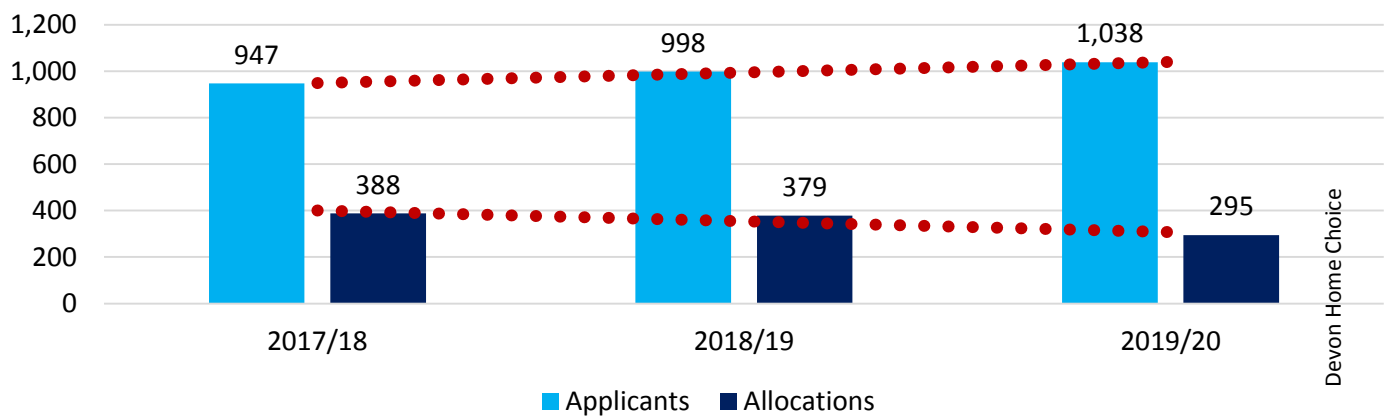


Explanation of Graph data for accessibility purposes

- The largest proportion of applicants on the Devon Home choice Register in Teignbridge require 1 bed properties. In 2016, ranging between 51% of all registered applicants in 2016, and 50% of all registered applicants in 2020.
- The second highest area of demand is for 2 bedroom properties, ranging from between 31% of all registered applicants in 2016 to 26% of all registered applicants in 2020.

- The third highest area of demand is for 3 bedroom properties, ranging from between 11% of all registered applicants in 2016, to 17% of all registered applicants in 2020.
- The fourth highest area of demand is for four bedroom properties, ranging from between 7% of all registered applicants in 2016, to 7% of all registered applicants in 2020.

Total on housing register vs allocations



Explanation of Graph data for accessibility purposes

- Between 2017/2018, there were on average 947 applicants on the Devon Home Choice Register in Teignbridge. During that period there were a total of 388 allocations.
- Between 2018/2019, there were on average 998 applicants on the Devon Home Choice Register in Teignbridge. During that period there were a total of 379 allocations.
- Between 2019/2020, there were on average 1038 applicants on the Devon Home Choice Register in Teignbridge. During that period there were a total of 295 allocations.

Teignbridge Applicant Data as of 01/03/2021

	1 Bed	2 Bed	3 Bed	4 Bed	5 Bed	6 Bed	Total
Band A	1	4		1			6
Band B	91	60	18	15	7	3	194
Band C	71	90	119	48	2		330
Band D	316	105	22	9			452
Total	479	259	159	73	9	3	982